

Weekly Learning Schedule

Theme:

MONDAY

TUESDAY

WEDNESDAY

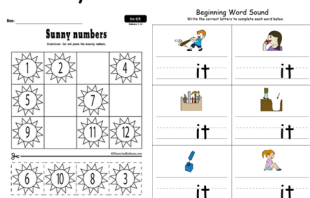
THURSDAY

FRIDAY

MATERIALS:

- Sun missing numbers worksheet
- Begin word sounds worksheet (Ot, Og, It, Ip, In)

PRINT/WORKSHEETS:




CHALLENGE:



MATERIALS:

- Addition worksheet
- Above, on, below worksheets
- Salt
- Color chalk
- Small plastic Kiddush cup
- Magnet
- Glue
- Cupcake liner
- Popsicle stick

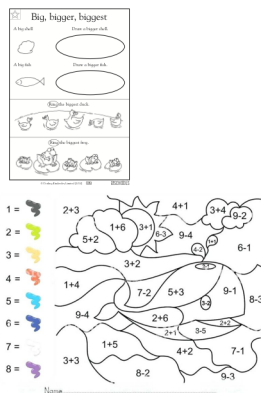
PRINT/WORKSHEETS:



MATERIALS:

- Color by number math worksheet
- Big, bigger, biggest worksheet


PRINT/WORKSHEETS:



MATERIALS:

- Beginning sounds worksheet
- Complete sentences worksheet (Ub, Ug, Un, Ut)

PRINT/WORKSHEETS:



CHALLENGE:

Toilet paper roll octopus



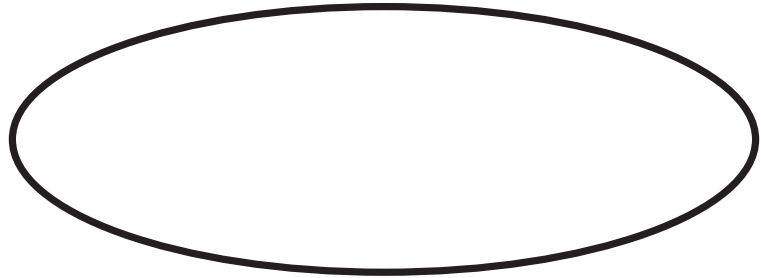


Big, bigger, biggest

A big shell



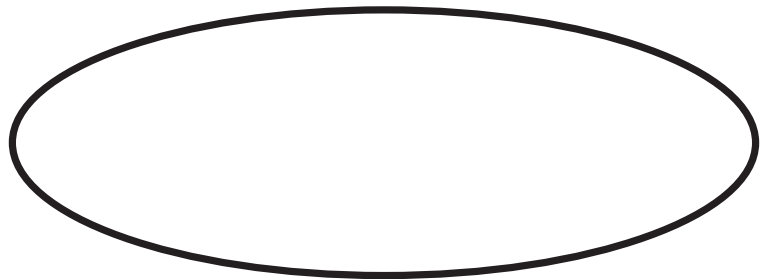
Draw a bigger shell.




A big fish




Draw a bigger fish.



Ring the biggest duck.



Ring the biggest frog.






Above, on, and below

Draw 2 birds above the boat.

Draw 3 fish below the boat.

Draw 2 ducks on the water.



Above, on, and below



How many things are on the ground?

	on
--	----

How many are above the ground?

	above
--	-------

How many are below the ground?

	below
--	-------

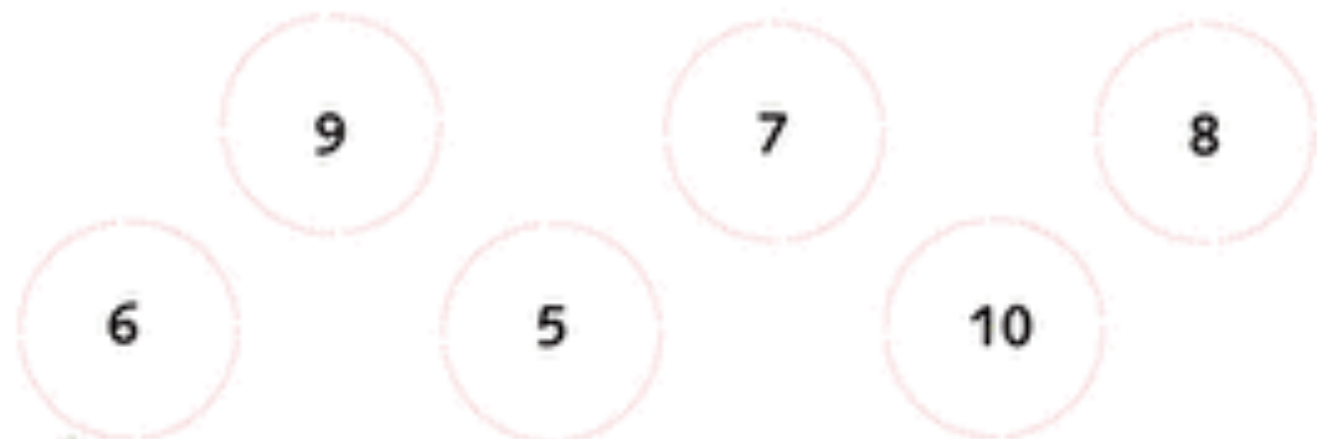
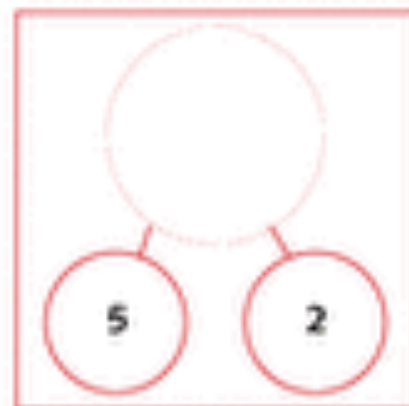
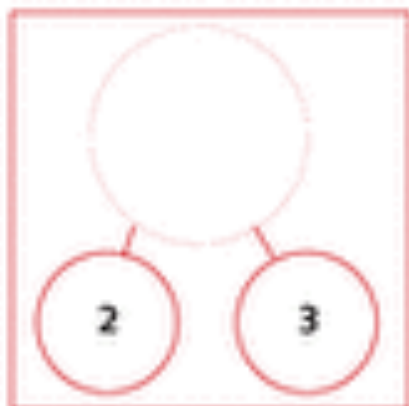
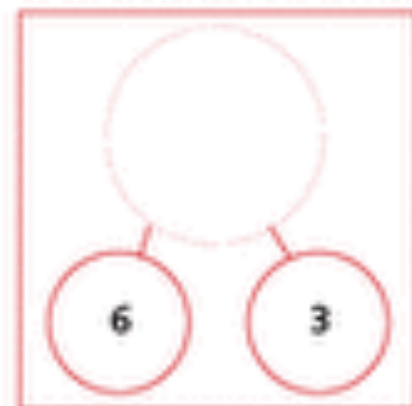
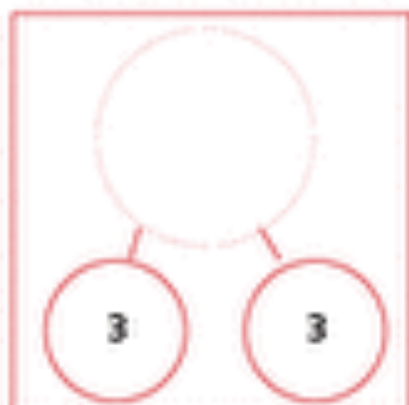
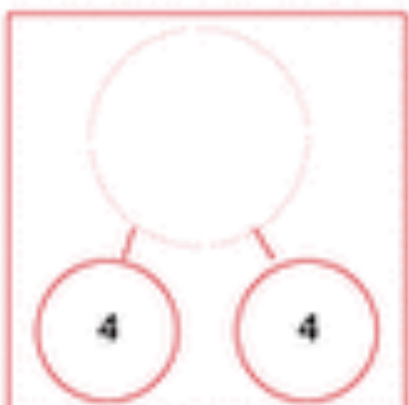
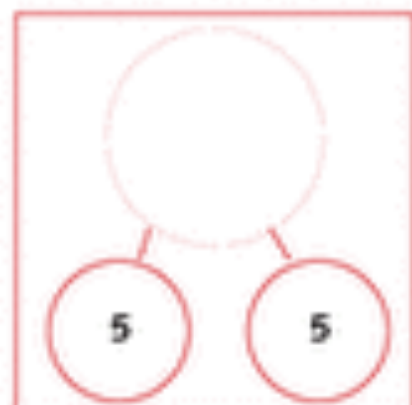
Name: _____

Date: _____

FIX THE NUMBER BONDS



Cut out the numbers and glue them onto the number bonds to make each number bond true.











Name: _____

Pre-K/K

Numbers 1-12


Sunny numbers








Directions: Cut and paste the missing numbers.

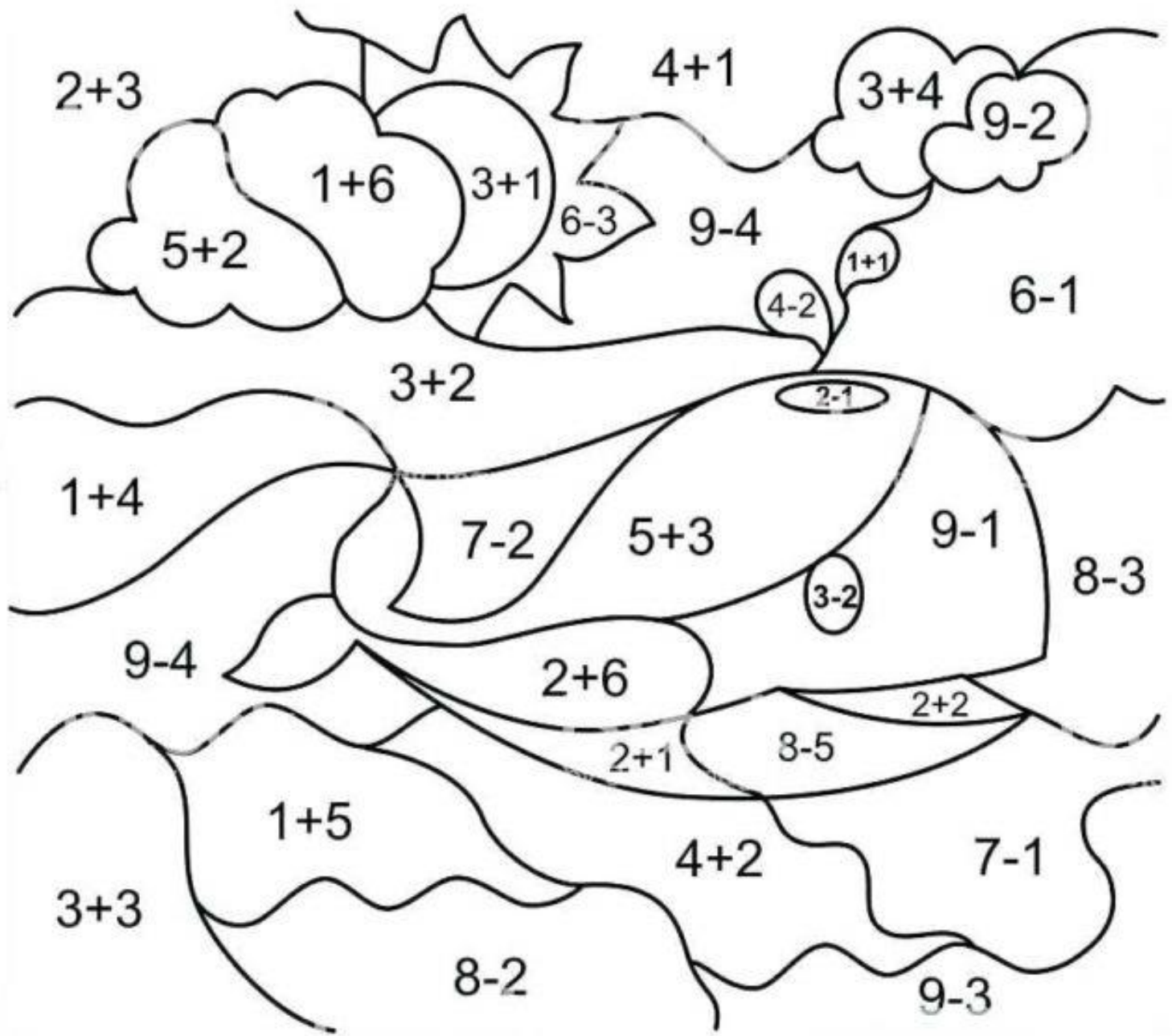
			
			
			



©PlanesAndBalloons.com



- 1 = 
- 2 = 
- 3 = 
- 4 = 
- 5 = 
- 6 = 
- 7 = 
- 8 = 



Name

Name: _____

Beginning Word Sound


Write the correct letters to complete each word below



in



in




in



in



in



in

Name: _____

Beginning Word Sound

Write the correct letters to complete each word below



ip



ip




ip



ip



ip



ip

Name: _____

Beginning Word Sound

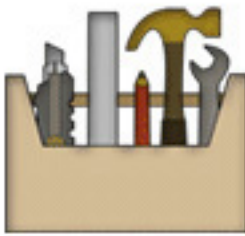
Write the correct letters to complete each word below



it



it



it



it



it



it

Name: _____

Beginning Word Sound

Write the correct letters to complete each word below



og



og



og



og



og



og

Name: _____

Beginning Word Sound

Write the correct letters to complete each word below



ot



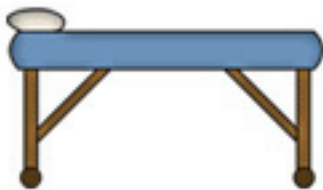
ot



ot



ot



ot



ot


Name: _____

Beginning Word Sound

Write the correct letters to complete each word below



ub



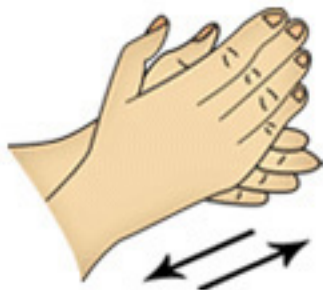
ub



ub



ub



ub



ub

Name: _____

Beginning Word Sound

Write the correct letters to complete each word below



ug



ug



ug



ug



ug




ug


Name: _____

Beginning Word Sound

Write the correct letters to complete each word below



un



un



un



un



un



un

Name: _____

Beginning Word Sound

Write the correct letters to complete each word below




ut



ut



ut



ut

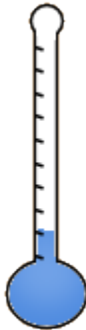
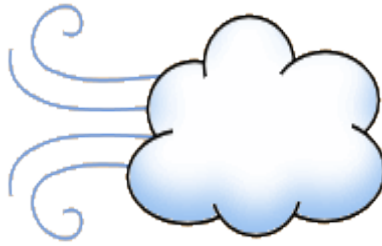



ut



ut

WEATHER



sunny

cloudy

rainy

snowy





windy

hot

stormy

cold





sunny

cloudy

rainy

snowy

windy

hot

stormy

cold



Completing sentences using picture clues

Kindergarten Reading Comprehension Worksheet

Write the last word in each sentence. Use the picture as a clue.

I see the



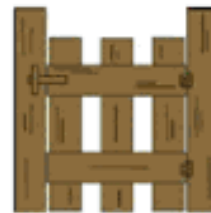
deer
door

I see the



fog
frog

I see the



grate
gate

I see the



hat
ham

I see the



plate
pail