

Weekly Learning Schedule

Theme: Summer week 2

MONDAY

TUESDAY

WEDNESDAY

THURSDAY

FRIDAY

Supplies Needed:

- Printable
- Scissor
- Glue
- Markers

Print:

Nature no nature- 2 pages



Ocean names- 2 pages



Sandcastle numbers -3 pages



Prepare:

Precut the page with the fishes and the castle number cards.

Supplies Needed:

- Printable
- Scissor
- Glue
- Newspaper
- White paper
- Light and dark blue paper
- Wiggle eye

Print:

How many fishes are in the ocean? – 3 pages



In the ocean on land.- 1 page



Prepare:

Precut the 2 pages of the fish and the numbers how many...?

Supplies Needed:

- Printable
- Colored sand
- Glue
- Markers
- Scissor
- Glue

Print:


Sandcastle art



Count the object on the picture



Beginning sound- print 3 times



Print 1 page of each



Prepare:

Precut the last 2 pages

Supplies Needed:

Print:

Prepare:

Supplies Needed:

Print:

Prepare:



Beginning Sounds

Sound

Sea Animal



Beginning Sounds

Sound

Sea Animal



Beginning Sounds

Sound

Sea Animal



Beginning Sounds

Sound

Sea Animal

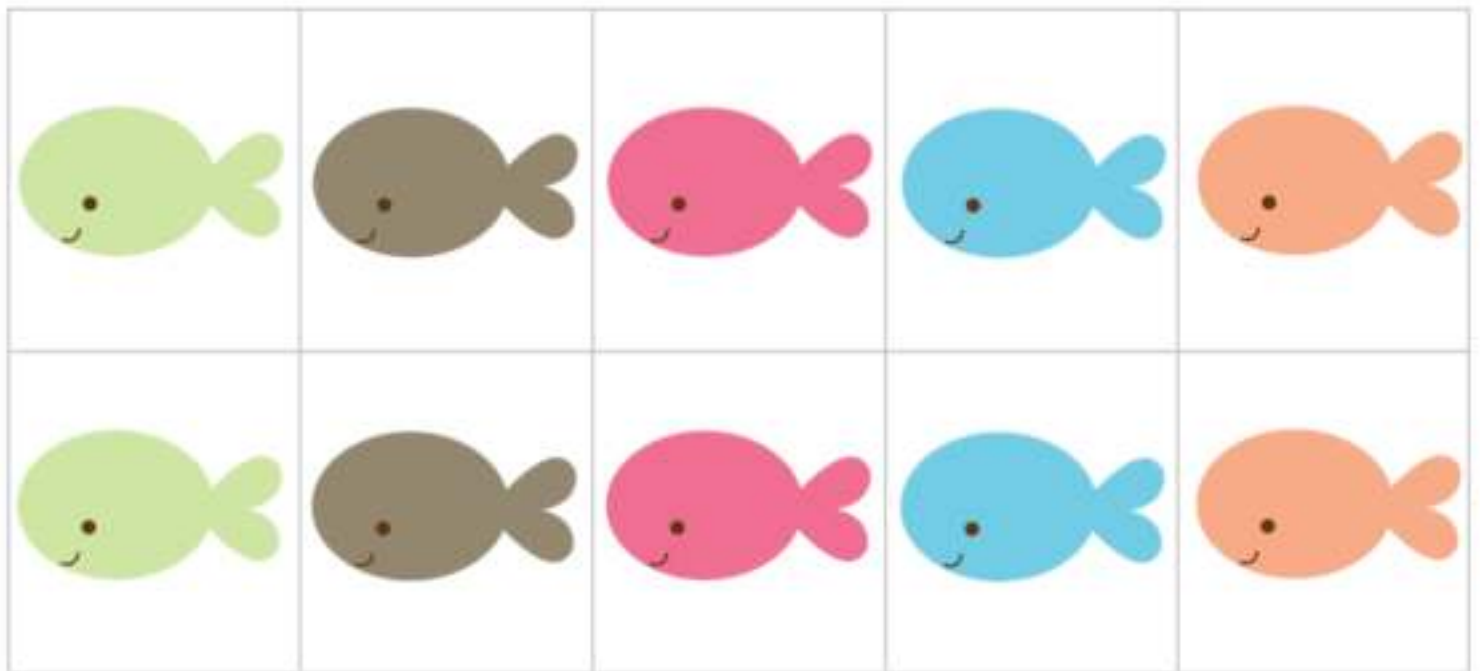


C	F
D	J
S	S

S	O
T	S
S	O


How many fish in the ocean?

11	12	13	14	15
16	17	18	19	20



This page is to use if your child is counting higher than 10 and practicing basic addition. I included an addition board to use also! Print the other sheet of fish and numbers to have a complete set to work with!

1	2	3	4	5
6	7	8	9	10



Print this page on cardstock and cut out fish and numbers. Use the next page (ocean) to have your child practice counting. You can give him a # and ask him to identify the # and place that # of fish in the ocean. Or you can put fish in the ocean and have your child count them and find the correct number. Be sure to let your child quiz you also!

In the Ocean

On Land

Cut out the creatures below and sort them by where they live.




We see lots of things when we go to the beach. Some are from nature.

Some are not.

Let's sort the things we see at the beach.

Nature		Not Nature	

Nature/Not Sorting



Copy on Orange: Fish
(1 page per child)



Disk Not Ejected Properly
Eject "FRTT" before disconnecting
turning it off.




Copy on Light Blue: Water
(2+ pages per child)




Disk Not Ejected Properly
Eject "JRT" before disconnecting
turning it off.


1
one




2
two



3
three



4
four



5
five

5 5 5

5

5

5

5



6
Six

6 6 6

6

6

6

6



7
seven

7 7 7

7

7

7

7



8
eight

8 8 8

8

8

8

8




© www.preschoolplayandlearn.com

© www.preschoolplayandlearn.com

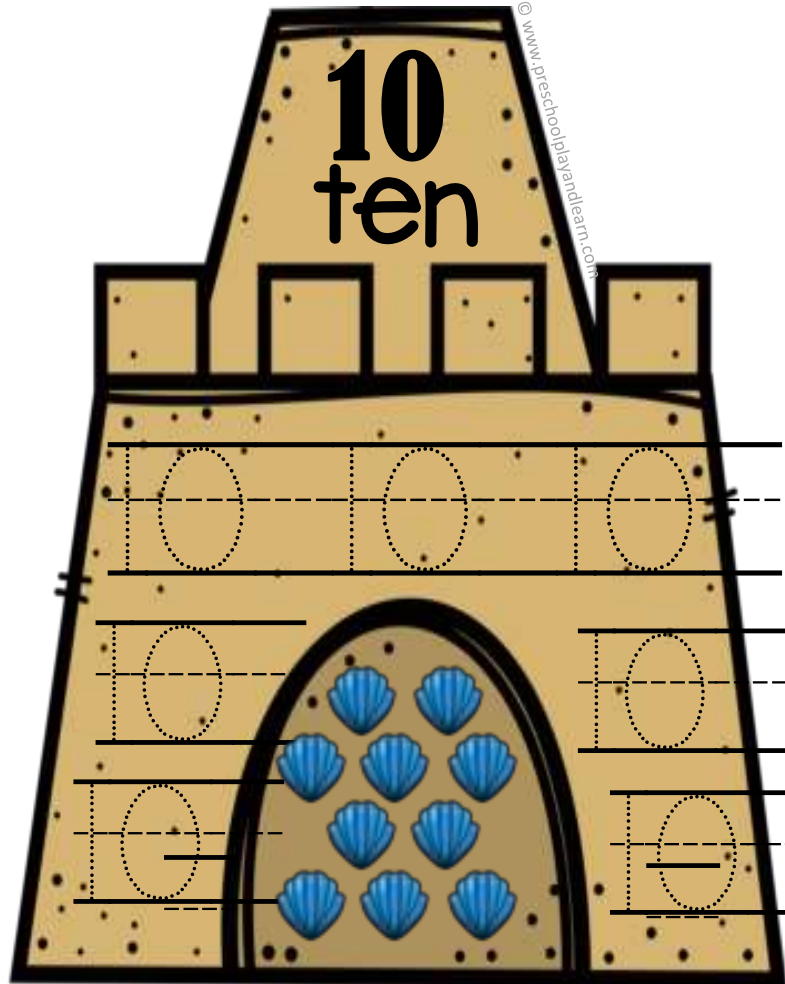
© www.preschoolplayandlearn.com

© www.preschoolplayandlearn.com


9
nine




10
ten

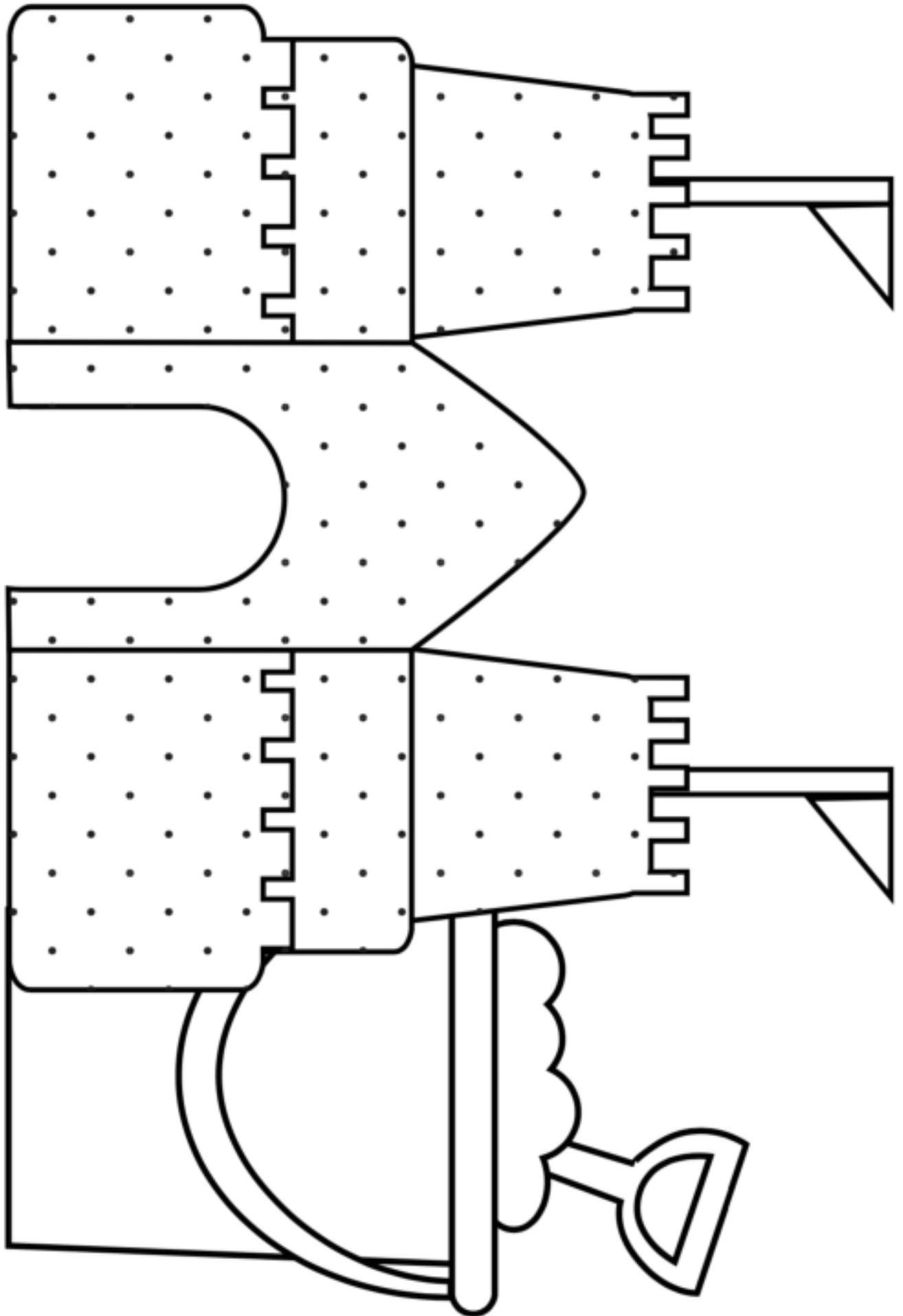


11
eleven



12
twelve





Count the objects on the picture.

