

MORAH RIFKY

Weekly Learning Schedule

Zoom Lesson Week June 8th -11th

MONDAY

TUESDAY

WEDNESDAY

THURSDAY

FRIDAY

Theme: Sea Turtles

Supplies Needed:

- White board and Dry Erase Marker
- Or
- Paper and Marker
- paper plate or paper bowl
- green construction paper
- markers

Craft:



Print:

- Life Cycle of a Turtle



- At the beach family words worksheet



Theme:

Let's Explore Octopus

Supplies Needed:

- White board and Dry Erase Marker
- Or
- Paper and Marker
- cheerios or loose parts
- blue construction paper
- Glue

Print:

- Octopus Worksheet



- Flip Flop Rhyming Sheet



Theme:

Let's Explore the Seahorse

Supplies Needed:

- White board and Dry Erase Marker
- Or
- Paper and Marker
- markers

Print:

- Seahorse Cutout



- Ocean Compound Puzzle Activity along with the worksheet



Theme: Ocean Pollution

Supplies Needed:

- White board and Dry Erase Marker
- Or
- Paper and Marker
- markers

Print:

- Under the Sea Addition Worksheet



SUMMER BREAK BEGINS

We Will Miss All Of Our Friends!

Good Luck in Kindergarten! You will do great!









At the Beach

Name _____

Word Families

Directions: Color the buckets to match their word family.

an= red at= green ot=yellow op=blue





Name _____

Rhyming Words

Flip Flop Pairs

Directions: Sort the flip flops into pairs. Find two that rhyme and color them the same color.



Life Cycle of a Sea Turtle

SEP

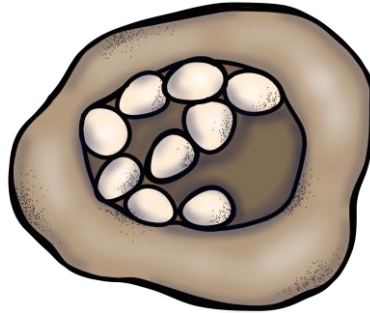


DIRECTIONS: Cut out the images at the bottom of the page. Put them in order to show the life cycle of a sea turtle.

1

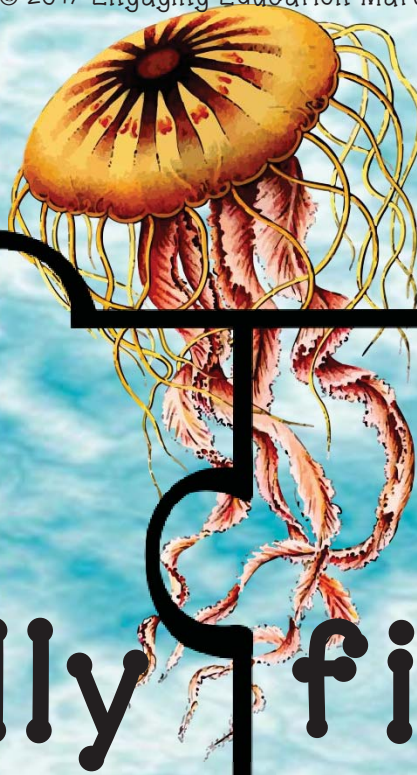
2

3

4



© 2017 Engaging Education Materials



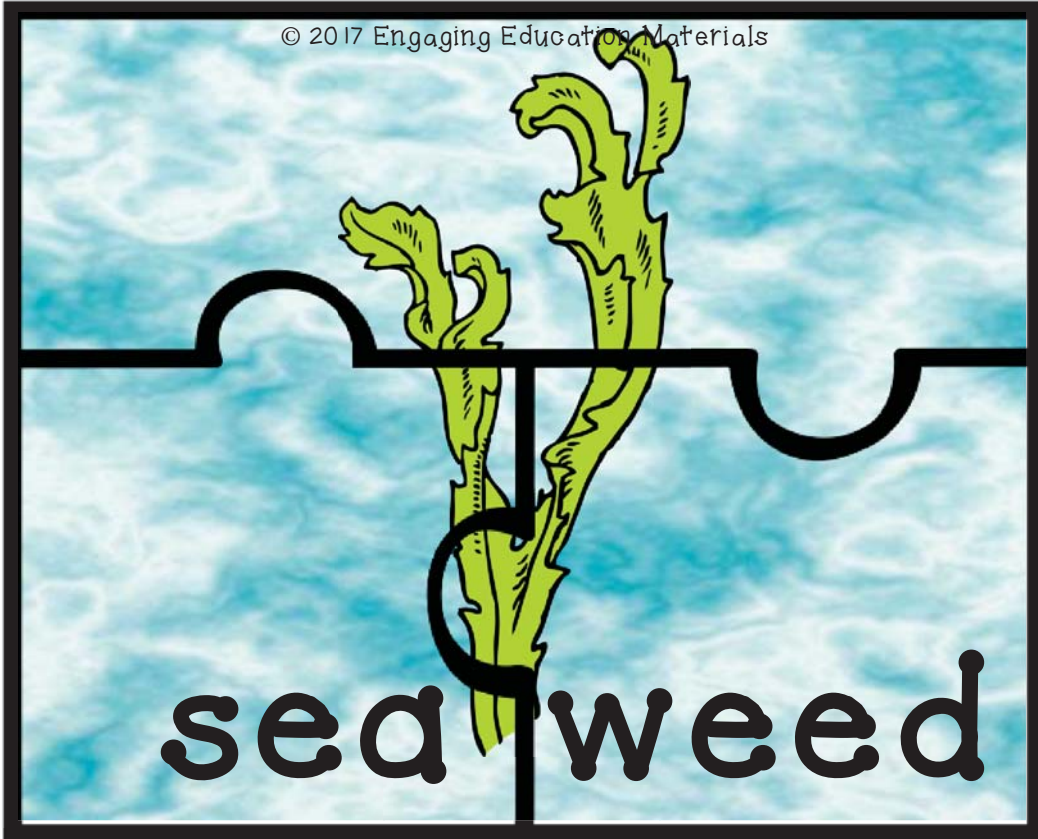
jelly fish

© 2017 Engaging Education Materials




sea gull


© 2017 Engaging Education Materials



© 2017 Engaging Education Materials



© 2017 Engaging Education Materials



star fish

© 2017 Engaging Education Materials




sting ray

© 2017 Engaging Education Materials



sea shell

© 2017 Engaging Education Materials




angel fish

© 2017 Engaging Education Materials



clown fish

© 2017 Engaging Education Materials














sword fish

Name _____

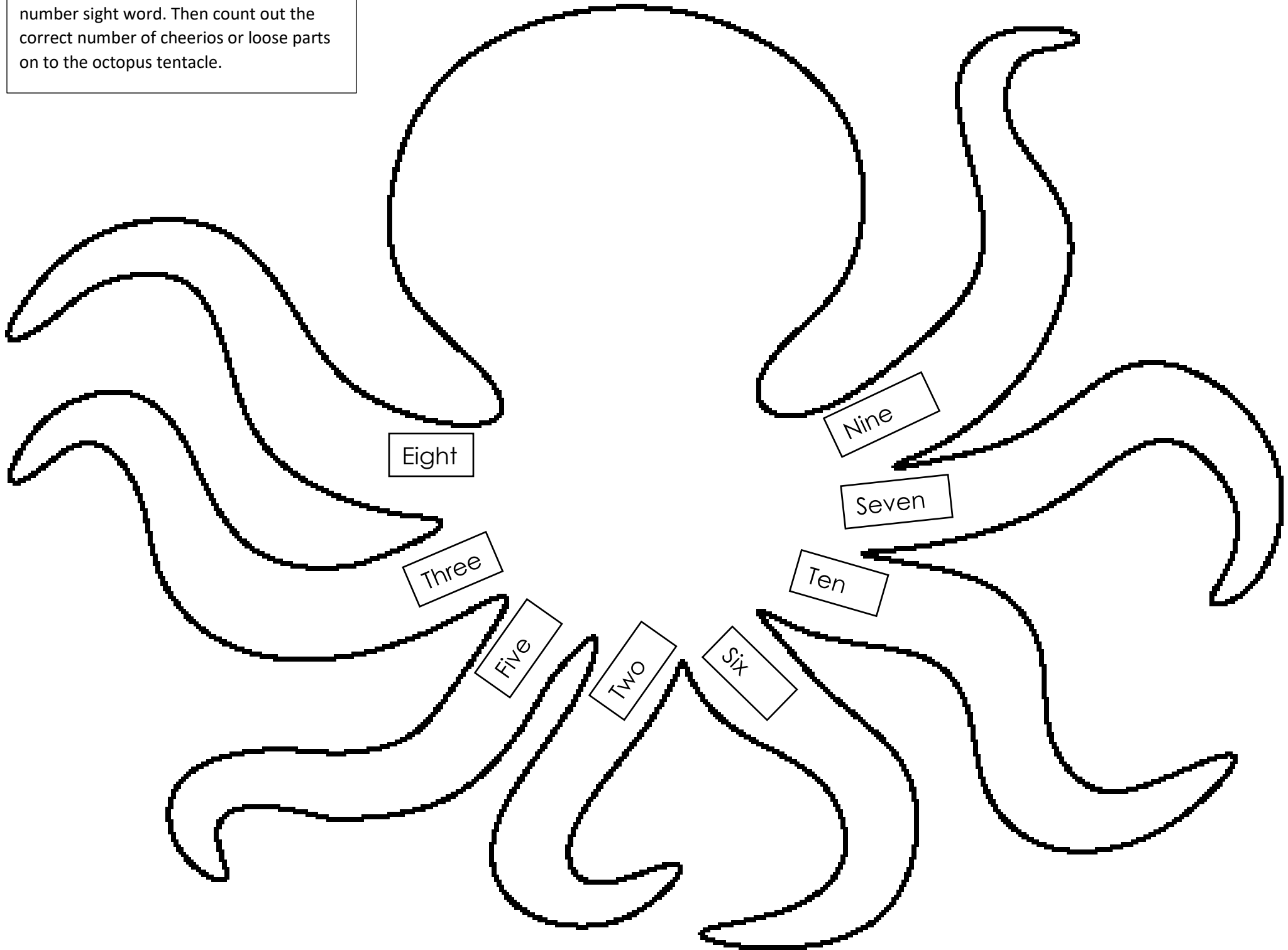
Date _____


Ocean Themed Compound Words



1. _____ 	6. _____ 
2. _____ 	7. _____ 
3. _____ 	8. _____ 
4. _____ 	9. _____ 
5. _____ 	10. _____ 

Directions: Have the child identify the number sight word. Then count out the correct number of cheerios or loose parts on to the octopus tentacle.







Under the Sea

Name _____

Addition


Directions: Count the creatures under the sea. Add them together. Then color the pictures.

$\quad + \quad =$

$\quad + \quad =$

$\quad + \quad =$

$\quad + \quad =$



$\quad + \quad =$

$\quad + \quad =$

$\quad + \quad =$

$\quad + \quad =$