

MORAH AVITAL

Weekly Learning Schedule

Theme: Lag Ba Omer and Ahavat Yisrael Friendship

MONDAY

Supplies needed:

- Crayons/markers
- Glue
- Art Supplies: Yarn, sticker eyes/googly eyes, construction paper clothes.
- Omer Counting Sheet

Print:

My Lag B'Omer activity Pack.



Rabbi Akiva and Rachel Puppets.



Prepare:

Precut the puppets with name attached ahead of time.

TUESDAY

Supplies Needed:

- Orange /red/yellow playdoh.
- Tissue paper or construction paper squares- (red, orange, yellow).
- Popsicle sticks.
- Any loose part that you can find at home.
- Omer Counting Sheet

Print:

Letter F- Bonfire



S'mores page



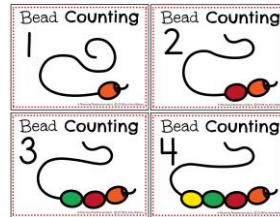
WEDNESDAY

Supplies Needed:


- Bracelet package from Kit. (Beads and Pipe Cleaners)
- Paper and Markers
- Omer Counting Sheet

Print:

Beads counting cards



Heart Letters Game



THURSDAY

Supplies Needed :

- Markers/Crayons
- Glue
- Sequences/ decorating materials from kit/or whatever you have at home.
- Omer Counting Sheet

Print:

Hearts Patterning page



Friendship heart craft



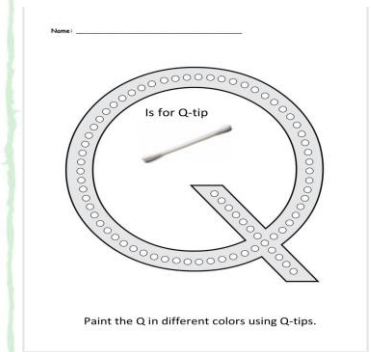
Prepare: Send Morah your childs mitzvah note

FRIDAY

Supplies Needed:

- Q-tips
- Paint
- Pot and wooden spoon/instrument
- Shabbat Candles
- Kiddush Cup, grape juice, Challah roll
- Glue
- Omer Counting Sheet

Print:





My Lag B'Omer Activity Pack!





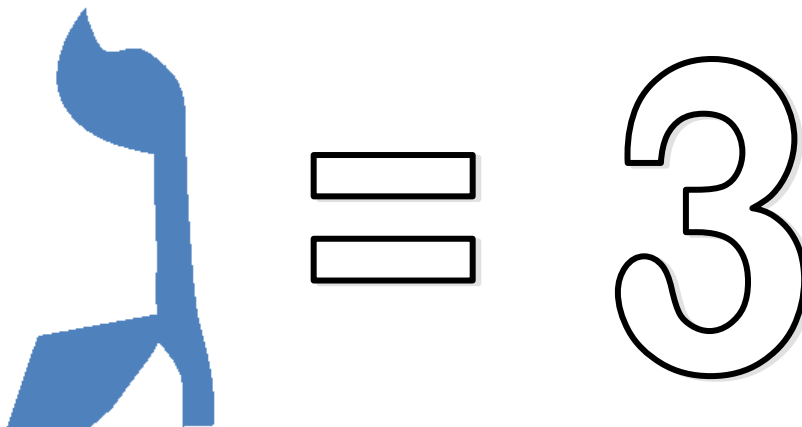

My Lag B'Omer Activity pack contains early learning printables to use with your toddler or preschooler when studying about Pesach. I would highly recommend printing the activities onto cardstock so that they are sturdier for younger hands.

Printables for this Activity Pack include:


- ◆ Color and trace the number 3
- ◆ The Story of Rabbi Akiva with activities
- ◆ The Story of Rabbi Shimon Bar Yochai with activities
- ◆ Bow and Arrow target match
- ◆ What is Carob?
- ◆ 2 mazes
- ◆ Color the Rainbow
- ◆ Match the shadows

Please feel free to print this entire pdf file or just a few activities of your choice for your own personal use. They were created for private and non-profit use. Please do not sell or host these files anywhere else.

Lag B'Omer is the **33rd** day of the Omer. Can you color all the number **3's**? Can you trace the number **33** on the bottom of the page?



The Story of Rabbi Akiva and his Students



Akiva was a shepherd. He took care of sheep. He didn't know any Torah or how to read the Alef Beis. *Can you color Akiva and his sheep?*



One day, Akiva got married to Rachel. She was very nice. They lived in a little house together.

Rachel told her husband that he should go learn Torah.

“But I am too old!” said Akiva.

But Rachel told Akiva, “You are NOT too old! You should go learn Torah!”



Rachel is telling Akiva to go learn the Alef Beis.
Can you match the Alef Beis letters?


One day, while Akiva was watching his sheep, he saw a rock with a hole in it.

Above the hole, he saw that there was water dripping down onto it. Because the water was constantly dripping on the rock, the WATER made a HOLE in the rock!

Akiva thought to himself, if WATER can make a HOLE in a ROCK by constantly dripping on it, then I can learn TORAH if I constantly study, even if I am old!

And so Akiva went to study in Yeshiva for 12 years.

How many drops of water can you count?



*If my husband,
Rabbi Akiva, wants to
continue studying
Torah for **12 more**
years,
HE SHOULD DO IT!*

After 12 years of studying Torah, Rabbi Akiva came home and heard his wife say that he should *CONTINUE* to study even **MORE** Torah! So Rabbi Akiva went to study Torah for 12 more years!



After 24 years of learning Torah, Rabbi Akiva became a great and famous teacher.

He had THOUSANDS of students!

Can you count how many students are in this picture?

Can you find 2 red yarmulkahs?

But some of Rabbi Akiva's students were fighting with each other, and because they were fighting, they got sick.






But on Lag B'Omer, they stopped fighting and they stopped getting sick! So we celebrate and remember how important it is to be nice to each other and have **Ahavas Yisroel**.


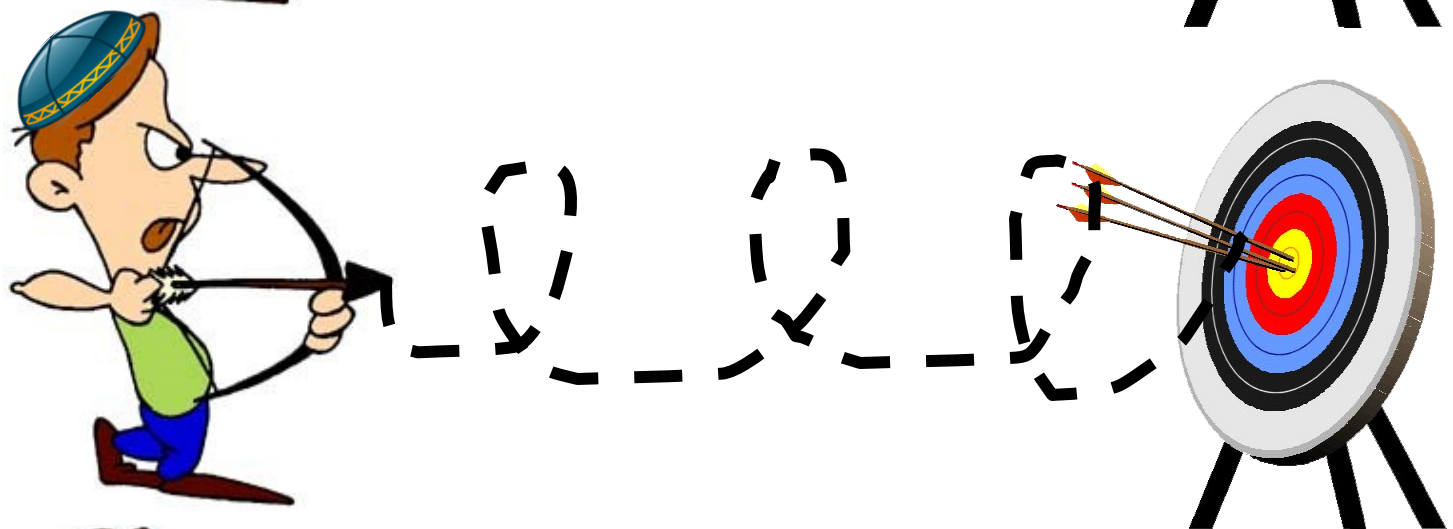
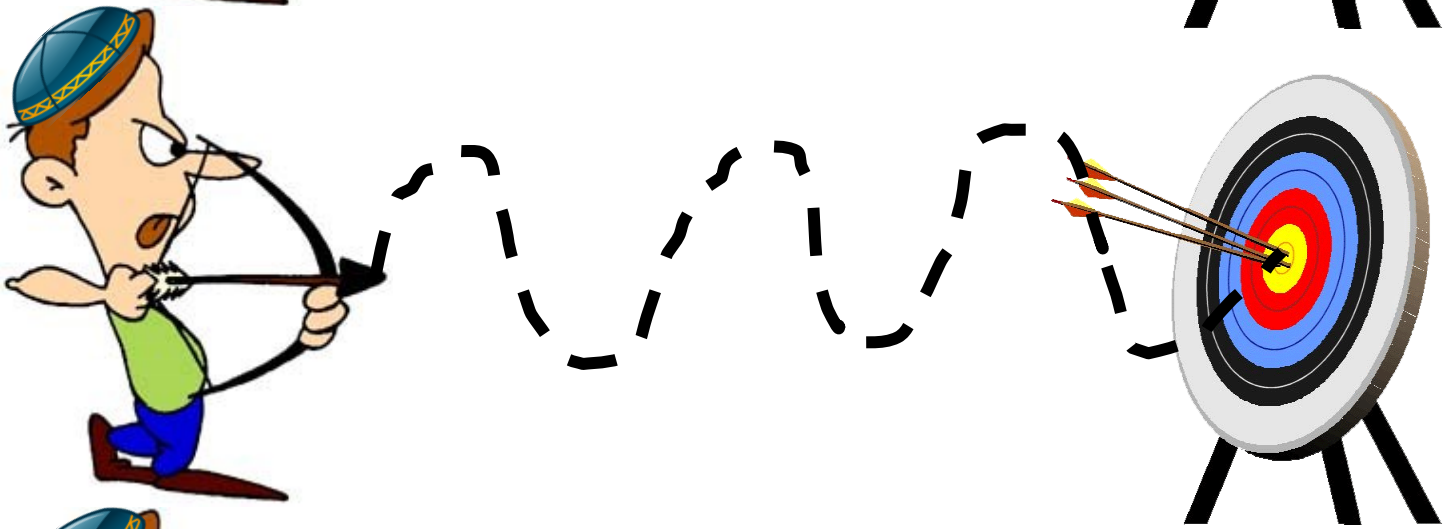
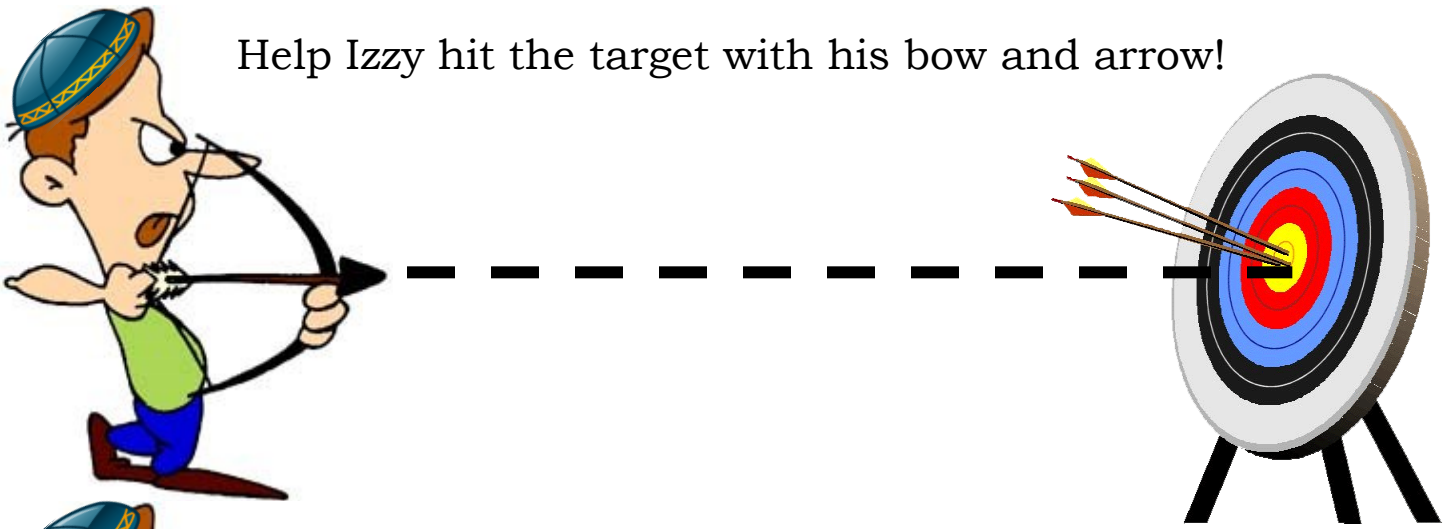


David is feeling sad.

Circle the things you can do to have Ahavas Yisroel and help to cheer him up and make him feel better!



Help Izzy hit the target with his bow and arrow!





Rabbi Shimon Bar Yochai **REALLY** wanted to learn Torah **ALL** the time, so he lived in a cave with his son, where the Romans could not find them, and they learned Torah all day and all night!

Hashem made a great miracle for them. He made a stream outside the cave so they could have fresh water to drink and a Carob tree grew outside the cave so that they could eat the healthy carob fruit.

Point to the cave. Where is the stream of water? Can you find the carob tree?

What is Carob?



Carob is a fruit that grows on a Carob tree.

Carob contains *twice* as much calcium as milk!

It's also high in protein, potassium, phosphorus,
with some iron and magnesium !

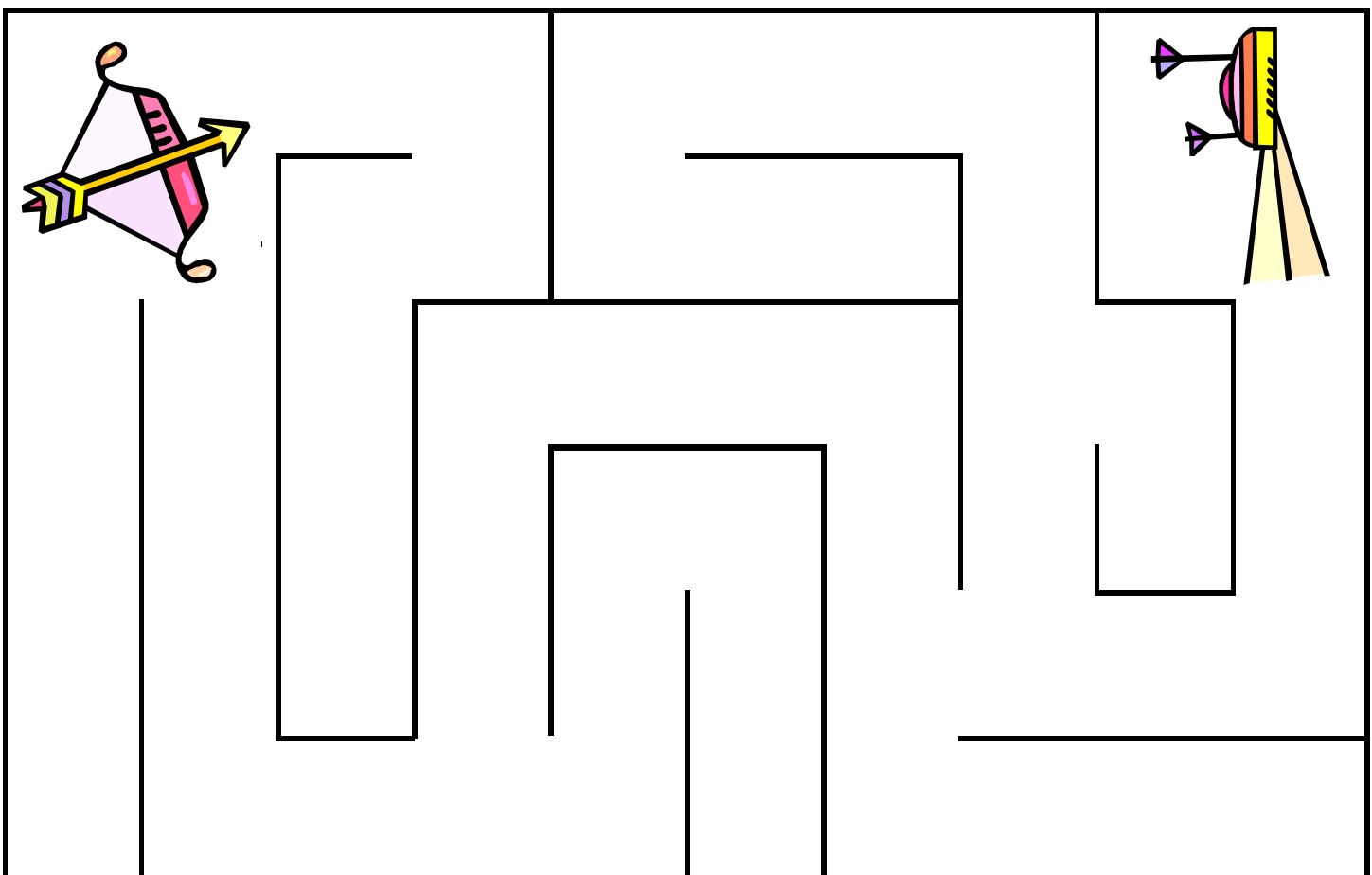
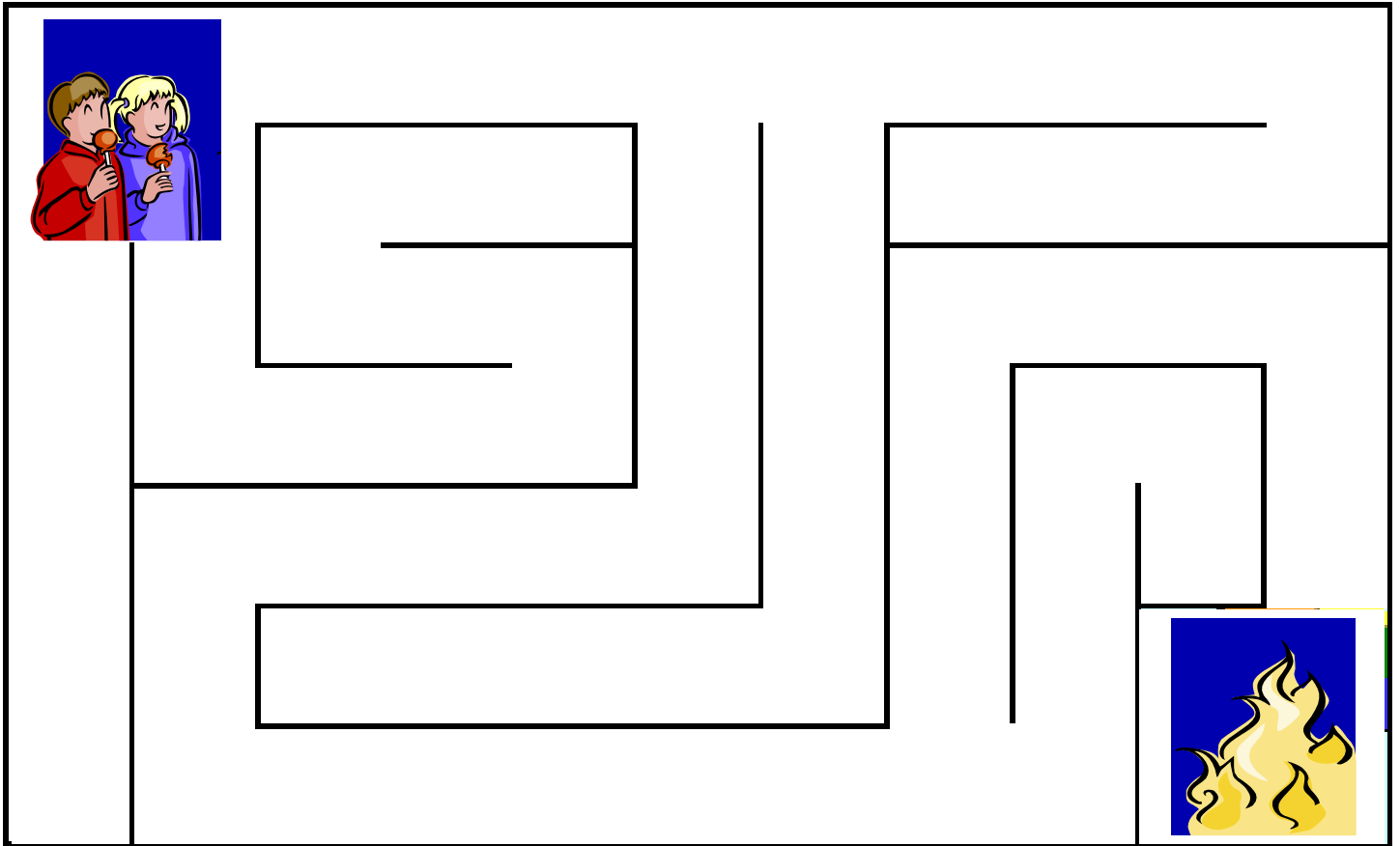


Can you draw some Carob growing on the Carob tree?




Rabbi Shimon Bar Yochai passed away on Lag B'Omer. He told his students that every year on Lag B'Omer they should celebrate with bon fires and outdoor activities.

Help the kids get to the bonfire and show the bow and arrow the way to the target!

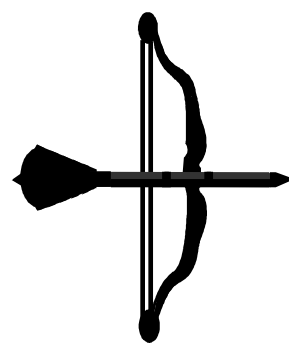


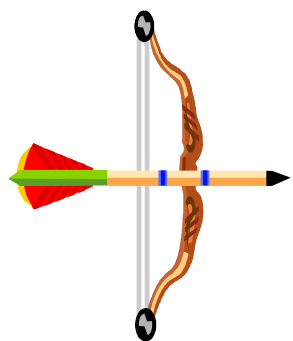



Rabbi Shimon Bar Yochai was SUCH a big tzaddik that Hashem said he would *never* destroy the world while he was alive, so Hashem never put a Rainbow in the sky while Rabbi Shimon bar Yochai was alive.




Rainbows remind us that Hashem will never bring another flood to destroy the world. ***Color the Rainbow!***

Match the pictures to their shadows!





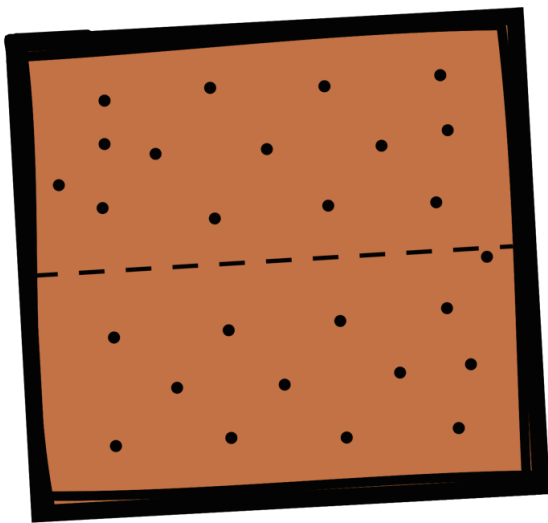
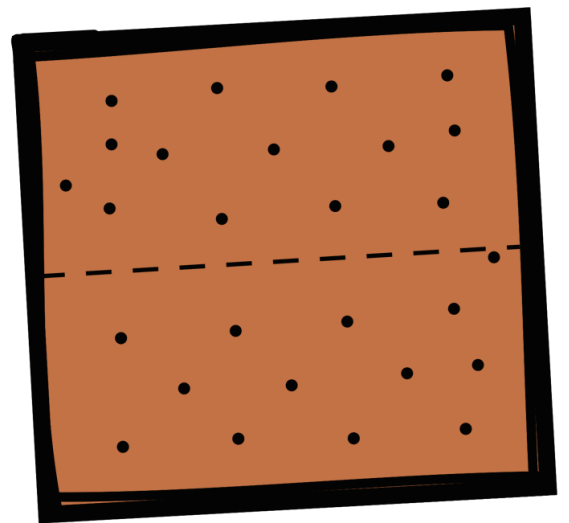

Rabbi Akiva



Rachel

F f





Bead Counting

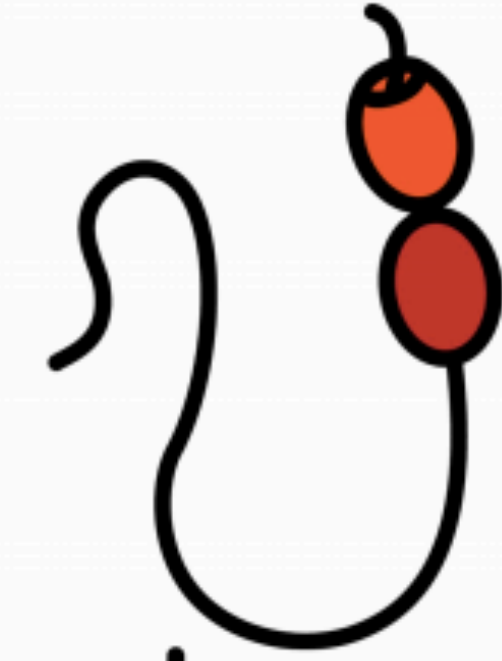
1



A Planning Playtime product. © 2018 by Amy Nelson

Bead Counting

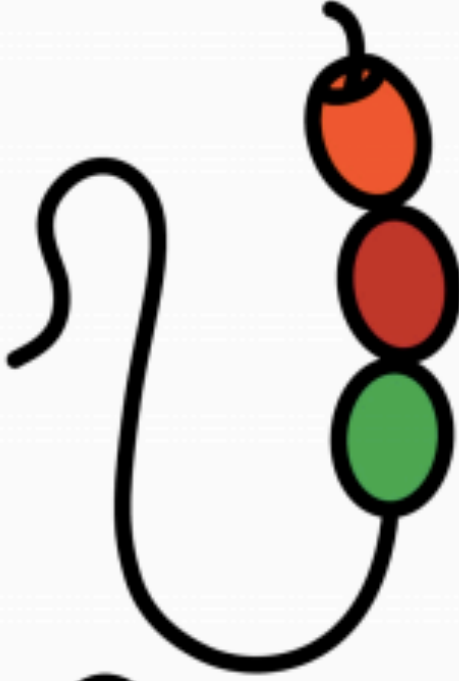
2



A Planning Playtime product. © 2018 by Amy Nelson

Bead Counting


3



A Planning Playtime product. © 2018 by Amy Nelson

Bead Counting


4



A Planning Playtime product. © 2018 by Amy Nelson

Bead Counting

5



A Planning Playtime product. © 2018 by Amy Nielson

Bead Counting


6



A Planning Playtime product. © 2018 by Amy Nielson

Bead Counting


7



A Planning Playtime product. © 2018 by Amy Nielson

Bead Counting

8



A Planning Playtime product. © 2018 by Amy Nielson

Bead Counting

9



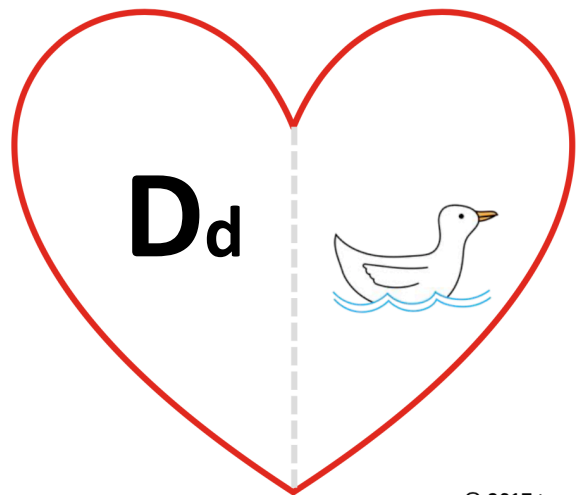
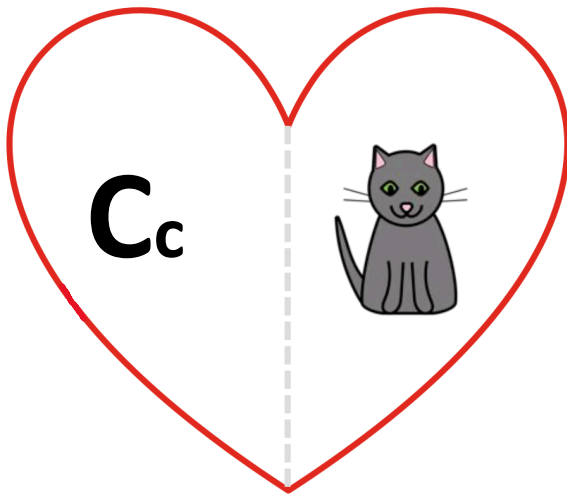
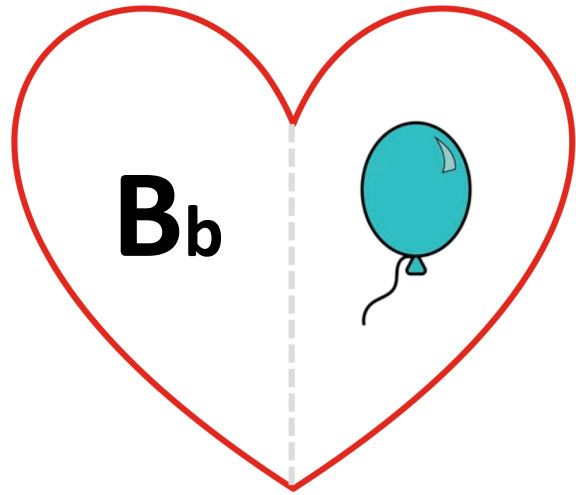
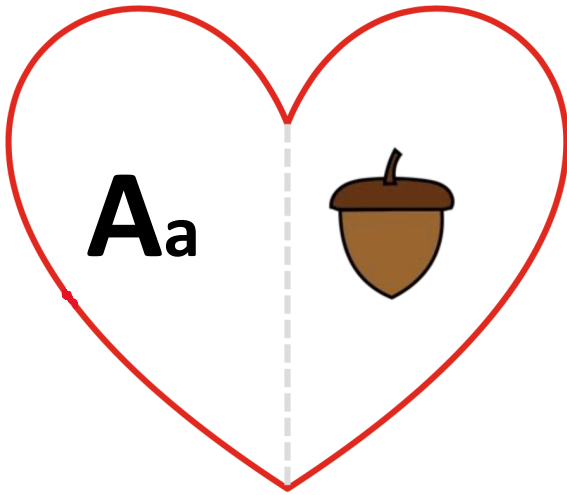
A Planning Playtime product. © 2018 by Amy Neilson


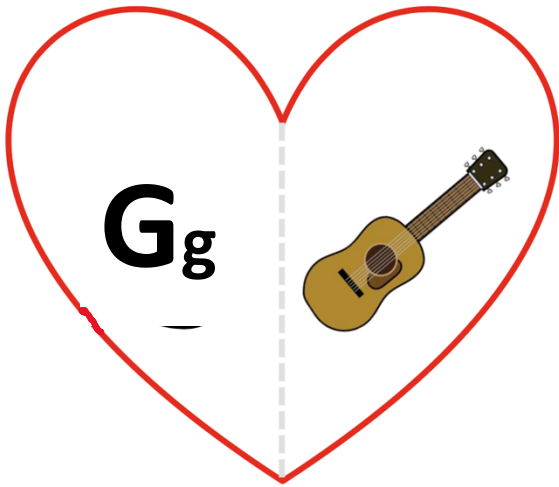

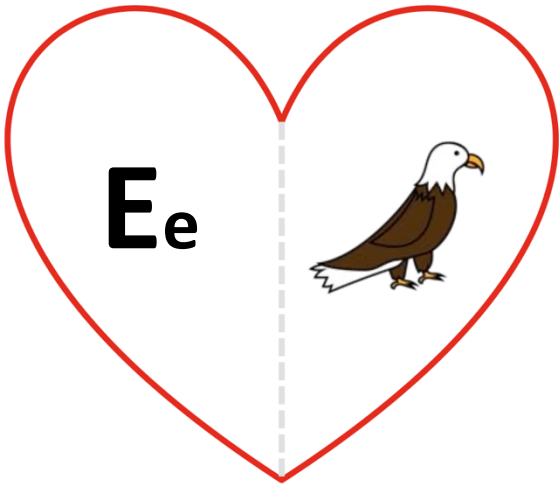
Bead Counting

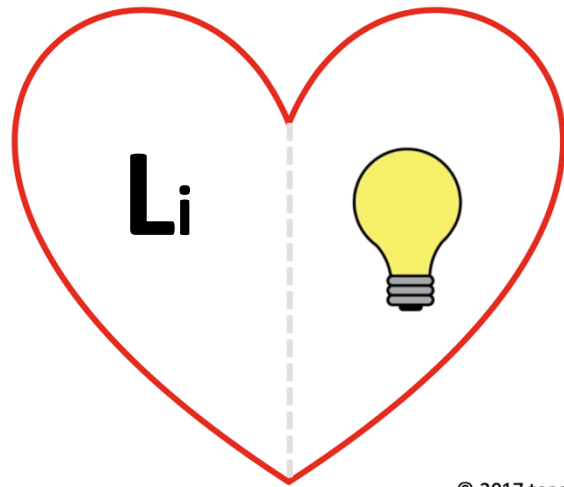
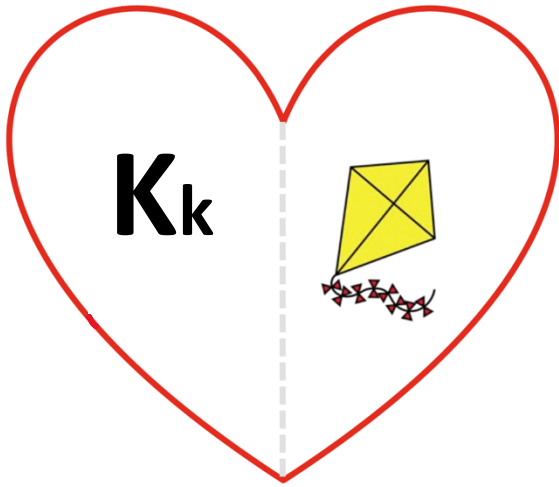


10

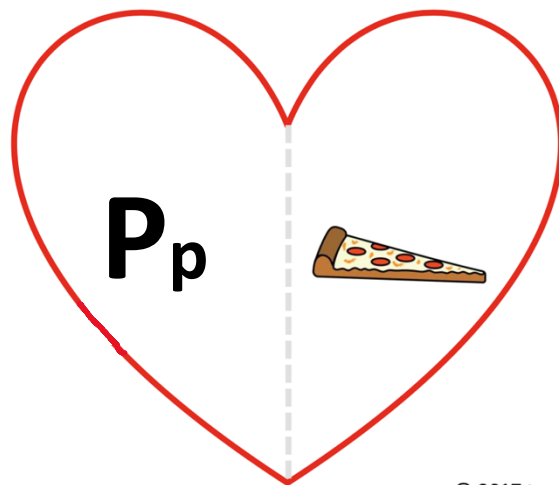







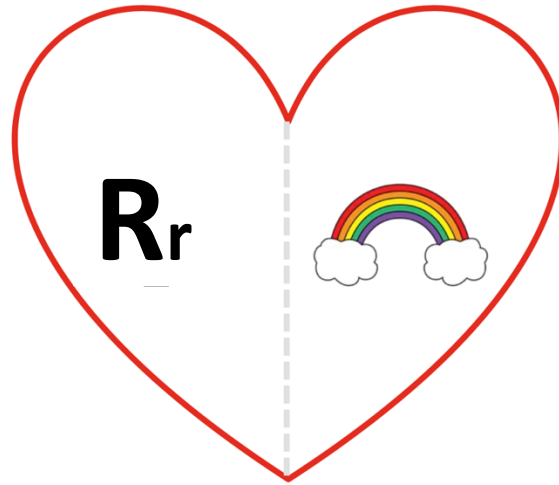

A Planning Playtime product. © 2018 by Amy Neilson











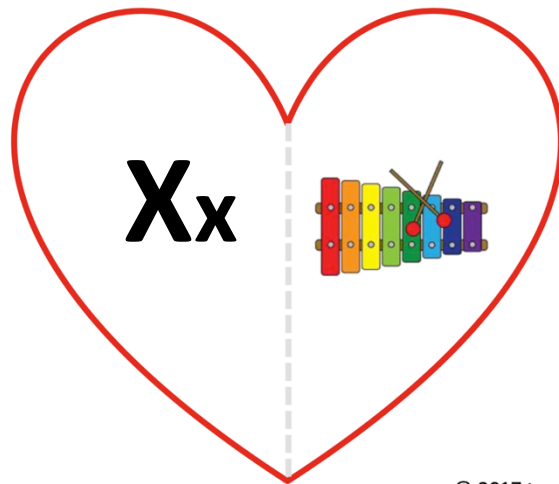

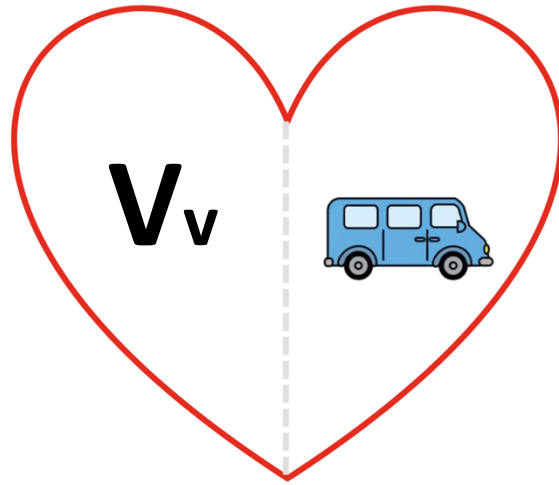









Short Vowel Sounds





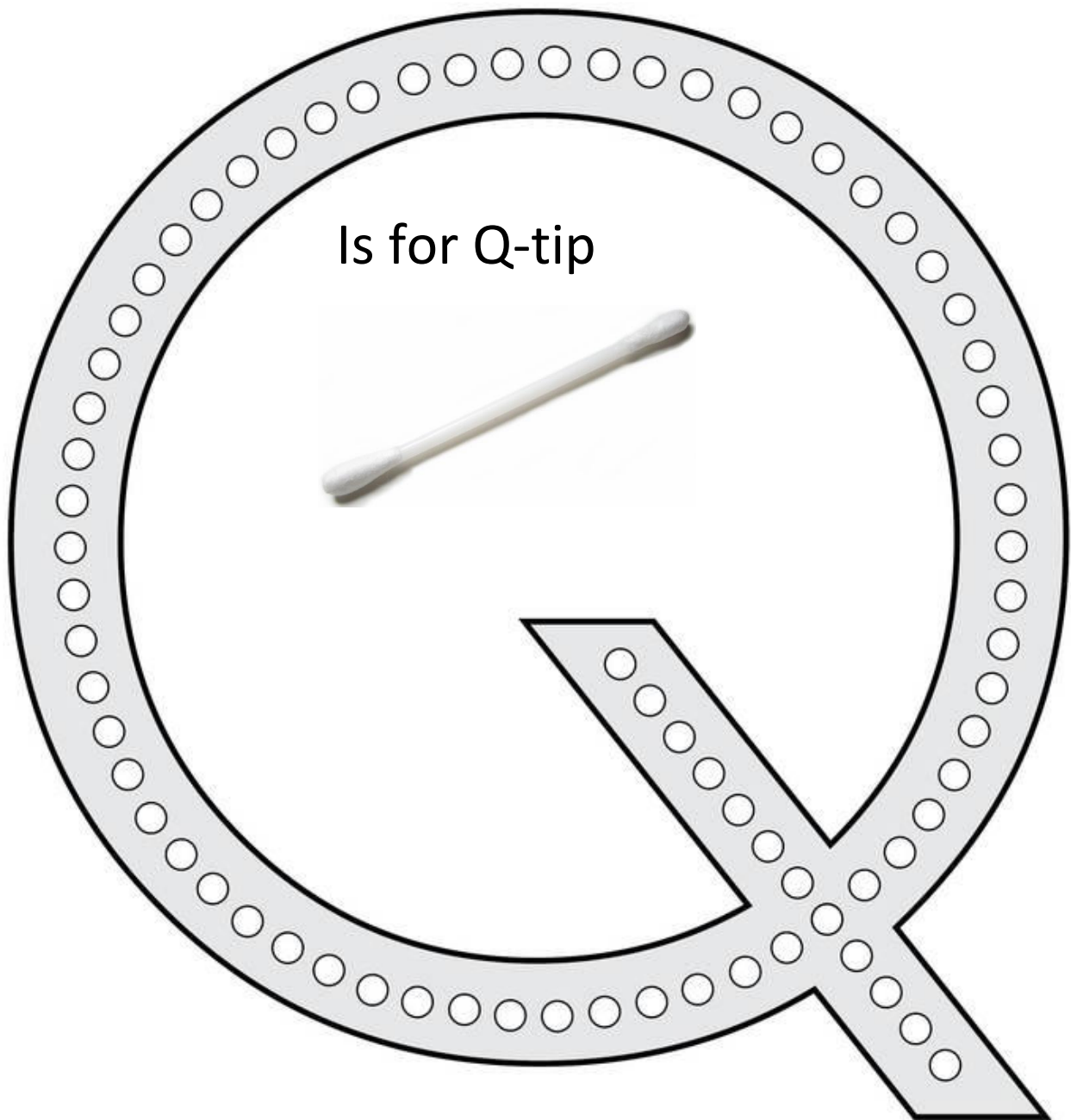
Complete the Patterns





FRIENDS

Name: _____



Paint the Q in different colors using Q-tips.

